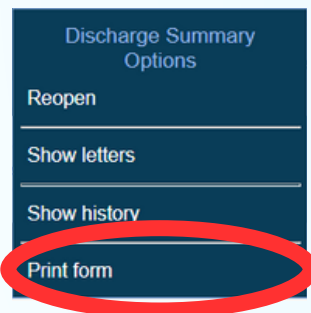
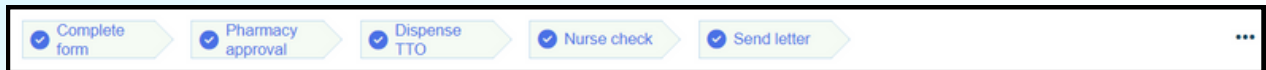




Printing the Discharge Summary

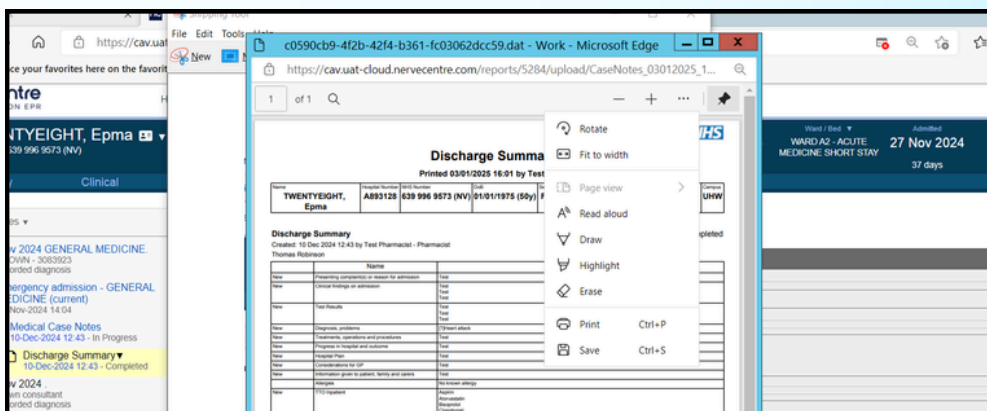


Once the discharge form is complete and sent to pharmacy, you have the option to print off a hard copy should you need it. From the Medical Case Notes list, select the discharge summary. See at the top right of the screen three black dots adjacent to the progress arrows



Select "Print Form"

If the discharge letter does not automatically generate, a link will appear asking you open the report



Print the document from the pop out page

For any further help or support on navigating Nervecentre ePMA, please contact the team: email: CAV.ePMAsupport.cav@wales.nhs.uk