

From the steps below, follow this guide on how to prescribe medications onto a TTO for a patient on Nervecentre ePMA


Firstly from the patients profile, select "Meds" from the tabs at the top of the screen



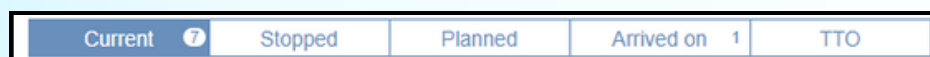
From the medication chart you can see that the TTO has not yet been started as there are no ✓ ticks next to the progress indicator at the top of the screen.



To start prescribing onto the TTO, click "prescribe" button



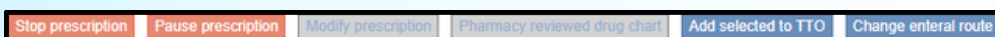
Click on the "Current" tab



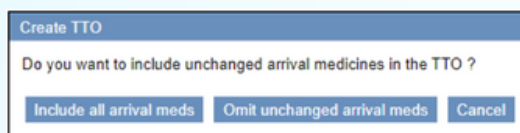
Tick the medications you would like to add to the TTO

| Start date | New | TTO | Medicine |
|---|-----|-----|---------------------|
| <input checked="" type="checkbox"/> Thu 02 Jan 2025 08:00 | New | | Paracetamol |
| <input checked="" type="checkbox"/> Thu 02 Jan 2025 08:00 | New | | Ibuprofen |
| <input checked="" type="checkbox"/> Thu 02 Jan 2025 18:00 | New | | Enoxaparin |
| <input checked="" type="checkbox"/> Thu 02 Jan 2025 08:00 | New | | Co-amoxiclav 500mg |
| <input type="checkbox"/> Thu 02 Jan 2025 08:00 | New | | Codeine 30mg tablet |

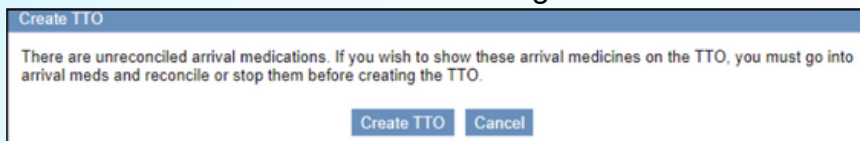
Click "Create TTO from selected"



Select Include all arrival meds to include arrival meds, or Omit unchanged arrival meds. This option is only available if arrival medications have been added to this episode of care.



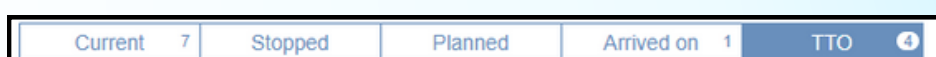
If there are unreconciled arrival meds a box will pop up to alert you to reconcile or stop them before creating the TTO



Here you will see all medications that have been added to the TTO

| Start date | New | TTO | Medicine |
|--|-----|-----|------------------------|
| <input type="checkbox"/> Thu 02 Jan 2025 08:00 | New | ✓ | Paracetamol |
| <input type="checkbox"/> Thu 02 Jan 2025 08:00 | New | ✓ | Ibuprofen |
| <input type="checkbox"/> Thu 02 Jan 2025 18:00 | New | ✓ | Enoxaparin |
| <input type="checkbox"/> Thu 02 Jan 2025 08:00 | New | ✓ | Co-amoxiclav 500mg/125 |
| <input type="checkbox"/> Thu 02 Jan 2025 08:00 | New | | Codeine 30mg tablet |

Click back onto the "TTO" tab



If arrived on medication differs from the current prescription you can select which prescription you would like to continue for the TTO by clicking "Use"

| TTO | Arrived on | Current | TTO |
|-----|--|-------------------------------------|--|
| | Bisoprolol Oral, 1.25 mg once a day during the morning AND 1.25 mg once a day during the evening | Bisoprolol Oral, 5 mg once a day | Bisoprolol Oral, 5 mg once a day X |

Any medication prescribed with multiple routes will flag asking you to "Choose route"

| TTO |
|---|
| Ferrous Sulfate Oral / NG Tube, 200 mg twice a day Choose route |

You have the option to click on the red X box to remove any prescriptions from the TTO

| TTO | Arrived on | Current | TTO |
|-----|------------|--|---|
| | | Paracetamol Oral, 1g four times a day. Minimum interval 4 hours | Paracetamol Oral, 1g four times a day. Minimum interval 4 hours X |
| | | Ibuprofen Oral, 400 mg three times a day | Ibuprofen Oral, 400 mg three times a day X |
| | | Enoxaparin Subcutaneous, 40 mg once a day during the evening | Enoxaparin Subcutaneous, 40 mg once a day during the evening X |

You also have the option to click the play button next to Stopped to add a stopped medication to the TTO.

| TTO | Arrived on | Current | TTO |
|-----|---|--|--|
| | Atorvastatin Oral, 40 mg once a day during the night | Atorvastatin Paused Oral, 40 mg once a day during the night | Atorvastatin Oral, 40 mg once a day during the night X |
| | Dapagliflozin Paused Oral, 10 mg once a day | | Dapagliflozin Oral, 10 mg once a day X |
| | Aspirin Stopped Oral, 75 mg once a day | | Stopped ▶ |

Double click on the "Duration" field to manually add duration details to the prescription

| Duration | Duration |
|----------|----------------------------|
| | 14 days - started 01/01/25 |

For controlled medication, an amount for supply is required. Double click into the Dispense quantity field and enter the amount required. If entering for a Controlled Drug it will update the number to words and figures.

| Dispense quantity | Dispense quantity |
|-------------------|-------------------|
| Required | 7 (seven) days |

As part of the discharge process you will need to specify a GP action for each prescription. Double click into the GP action field and select an action from the drop down list.

| GP action | GP action |
|-----------|----------------------------|
| | Continue None Review |

Add additional information regarding the medication as needed using free text.

| Additional info |
|--|
| Short term pain relief following injury. GP to review if further required. |

Note that "Paused" medications will be automatically restarted for discharge, unless stopped using the orange cross.

| Current | TTO |
|---|---|
| Paracetamol Paused Oral, 1g four times a day. Minimum interval 4 hours | Paracetamol Oral, 1g four times a day. Minimum interval 4 hours ✕ |

You can also prescribe straight onto the patients discharge prescriptions via the "+" button on the TTO tab.

| Current | Stopped | Planned | Arrived on | TTO |
|---------|---------|---------|------------|-----|
| 8 | | | 2 | 5 |

Follow the prescribing algorithm as usual and then select "Record to TTO", you will then sign the prescription and it will appear on the TTO list. You will see it is not listed under "current" or "arrived on"

Record TTO

If you wish to restart the TTO from scratch press "Drop TTO"

| | | | | |
|------------------|-------------------------|----------|-------------|--------------|
| Create empty TTO | Modify TTO prescription | Drop TTO | Restart TTO | Show history |
|------------------|-------------------------|----------|-------------|--------------|

For any further help or support on navigating Nervecentre ePMA, please contact the team: email: CAV.ePMAsupport.cav@wales.nhs.uk