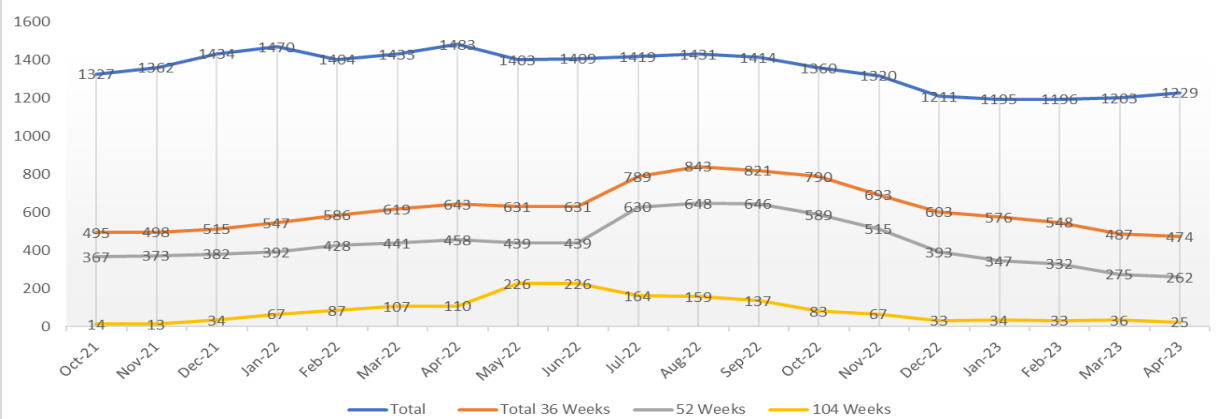


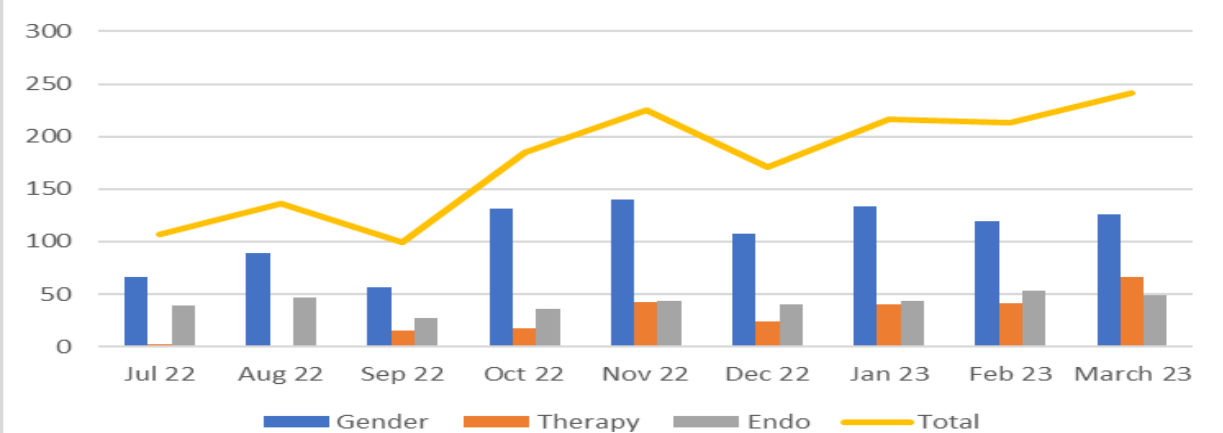


All Waiters: **1229** (April 22 - 1483)  
 > 36 weeks: **474** (April 22 - 643)  
 > 52 weeks: **262** (April 22 - 458)  
 > 104 weeks: **25** (April 22 - 110)

WGS 18 month RTT data



Total Activity



## Referral Trends

April 21 – March 22  
Average 82 per month

April 22 – March 23  
Average 93 per month

Year on year increase: 13.7%

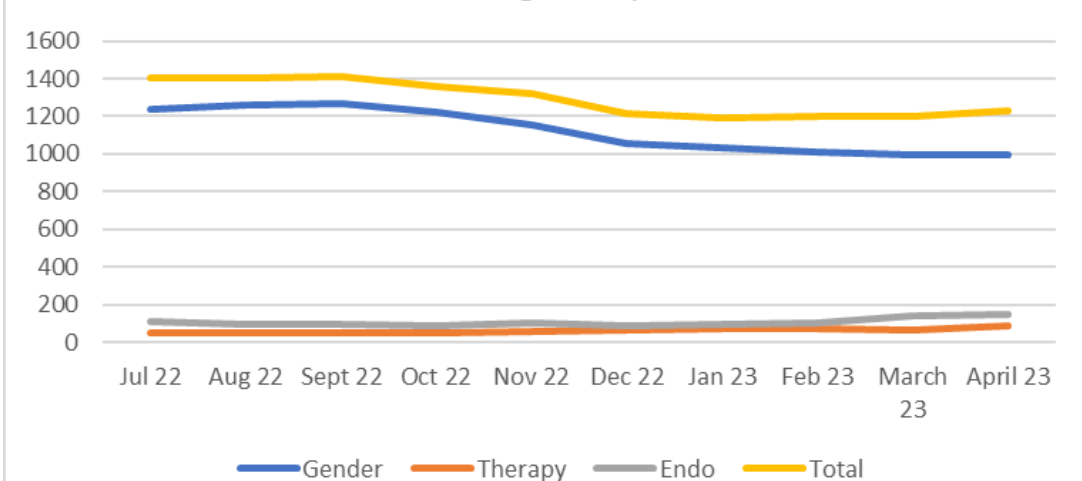
**Average over the last 6 months:  
104 referrals per month**

## Waiting Lists

Total: 1229  
Gender services: 992  
Psychology: 88  
Endocrine: 149

**Current wait for initial  
gender appointment:  
14 months**

Waiting List Split





All Waiters: **1224** (May 22 - 1403)  
 > 36 weeks: **493** (May 22 - 631)  
 > 52 weeks: **283** (April 22 - 439)  
 > 104 weeks: **46** (April 22 - 226)

## Referral Trends

May 21 – April 22  
Average 83 per month

May 22 – April 23  
Average 94 per month

Year on year increase: 13%

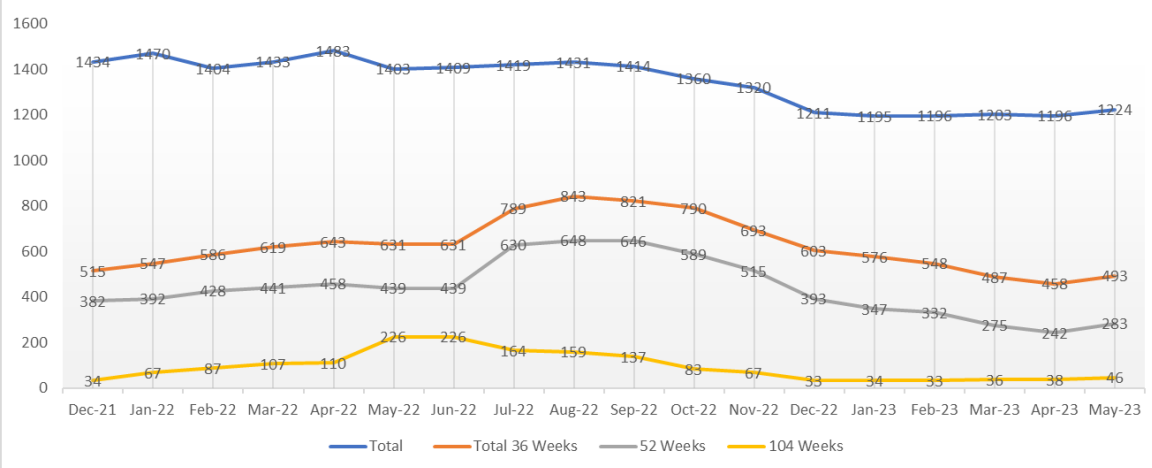
**Average over the last 6 months:  
106 referrals per month**

## Waiting Lists

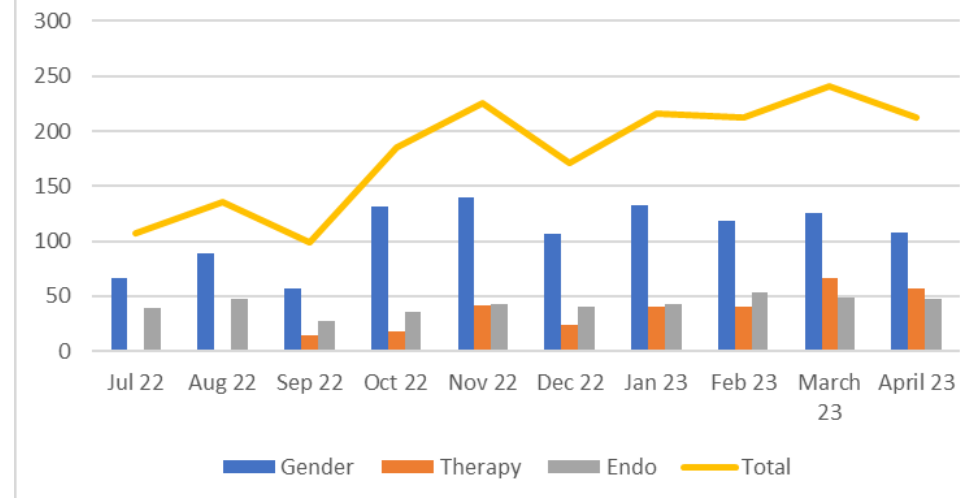
Total: 1224  
 Gender services: 994  
 Psychology: 83  
 Endocrine: 147

**Current wait for initial  
gender appointment:  
13 months (June 2022)**

WGS 18 month RTT data

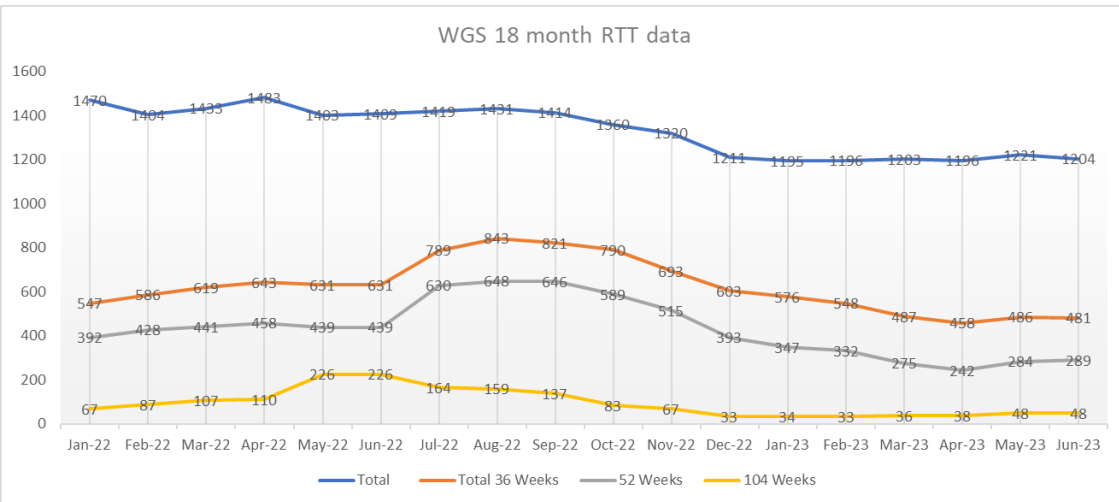


Total Activity





All Waiters: **1204** (June 22 - 1409)  
 > 36 weeks: **481** (June 22 - 631)  
 > 52 weeks: **289** (June 22 - 439)  
 > 104 weeks: **48** (June 22 - 226)



## Referral Trends

June 21 – May 22  
Average 84 per month

June 22 – May 23  
Average 93 per month

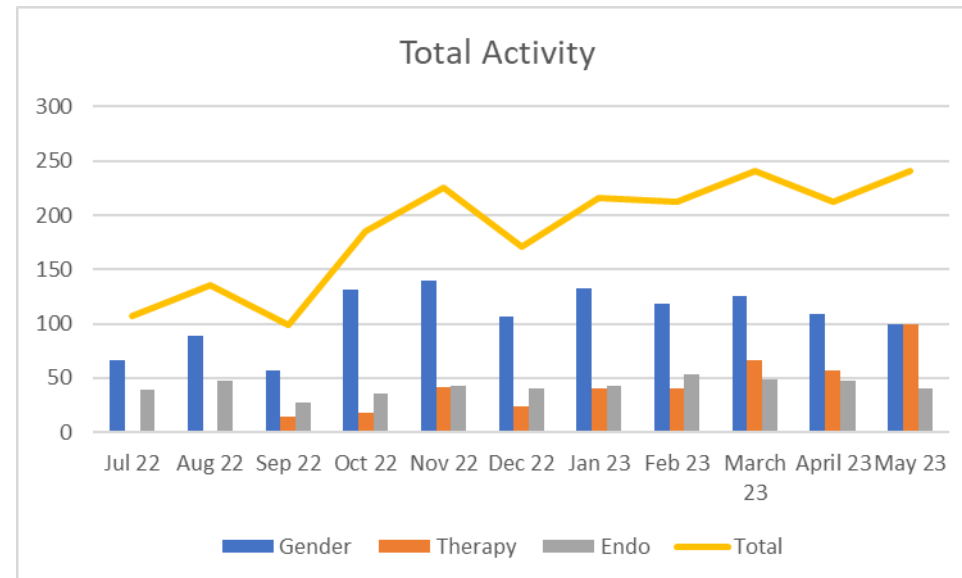
Year on year increase: 11%

**Average over the last 6 months:  
105 referrals per month**

## Waiting Lists

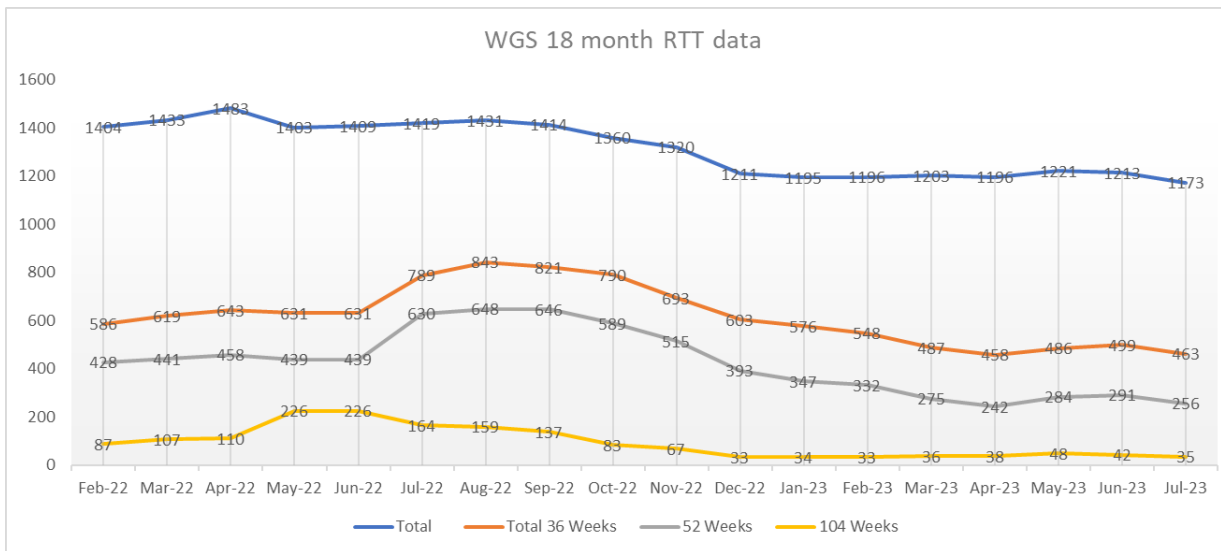
Total: 1204  
Gender services: 987  
Psychology:  
Endocrine: 147

**Current wait for initial  
gender appointment:  
13 months (June 2022)**





All Waiters: **1173** (July 22 - 1419)  
 > 36 weeks: **463** (July 22 - 789)  
 > 52 weeks: **256** (July 22 - 630)  
 > 104 weeks: **35** (July 22 - 164)



## Referral Trends

July 21-June 22  
Average 82 per month

July 22 – June 23  
Average 95 per month

Year on year increase: 16%

6 month average:  
**109 referrals per month**

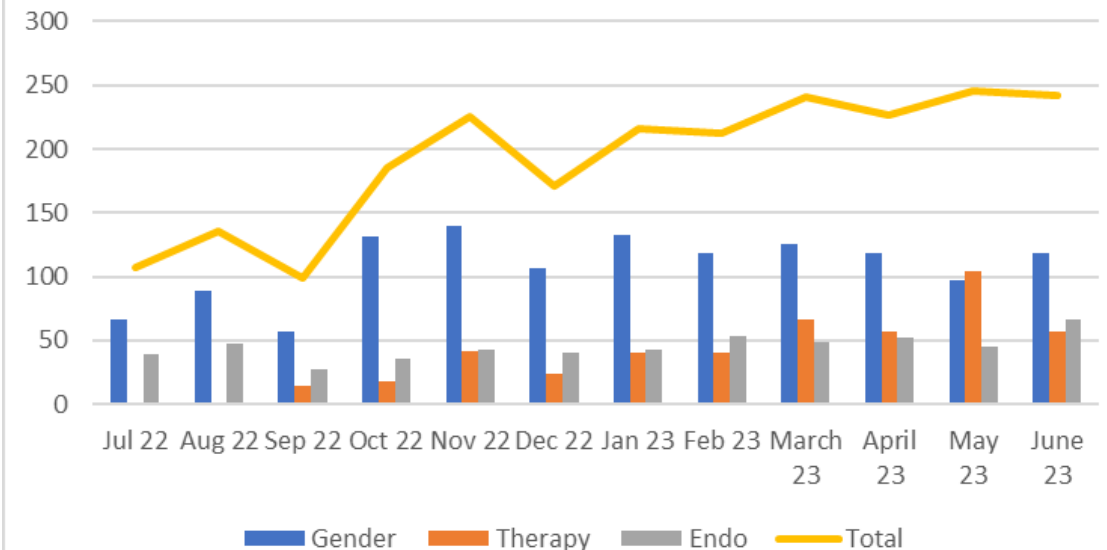
## Waiting Lists

Total: 1173  
 Gender services: 968  
 Psychology: 64  
 Endocrine: 141

Current wait for initial  
 gender appointment:  
**thirteen months**

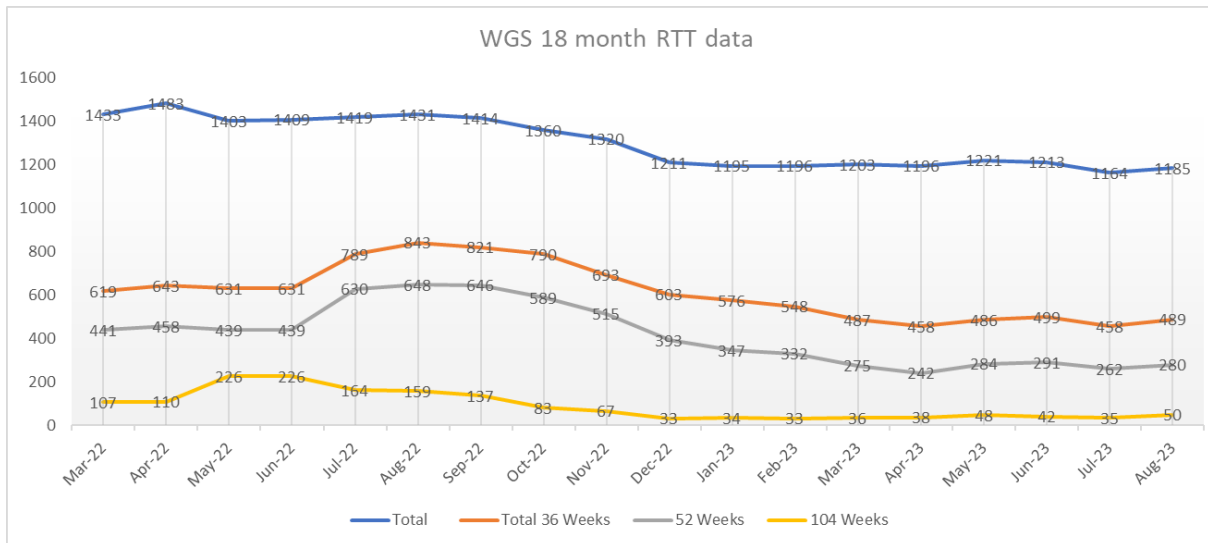
Patients who are transferred in have their original referral dates honoured and this accounts for the majority of 52+ waiters.  
 Anyone who has waited longer than thirteen months already will be given the next available appointment.

## Total Activity





All Waiters: **1185** (Aug 22 - 1431)  
 > 36 weeks: **489** (Aug 22 - 843)  
 > 52 weeks: **280** (Aug 22 - 648)  
 > 104 weeks: **50** (Aug 22 - 159)



Patients who are transferred in have their original referral dates honoured and this accounts for the majority of 52+ waiters.  
 Anyone who has waited longer than thirteen months already will be given the next available appointment.

### Referral Trends

Aug 21-July 22  
Average 82 per month

Aug 22 – July 23  
Average 96 per month

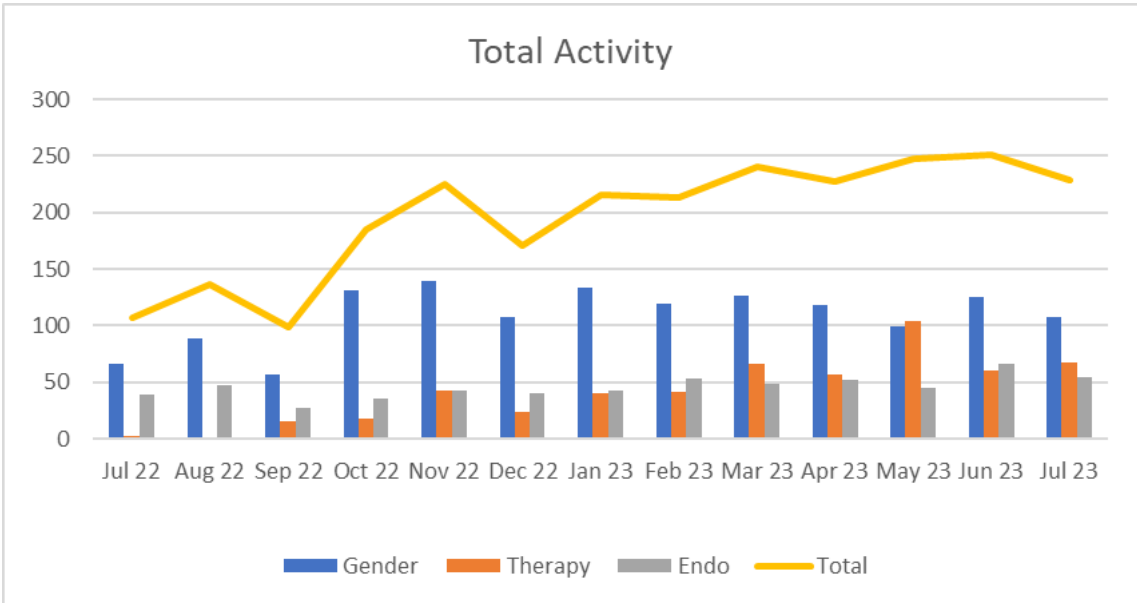
Year on year increase: 18%

6 month average:  
**105 referrals per month**

### Waiting Lists

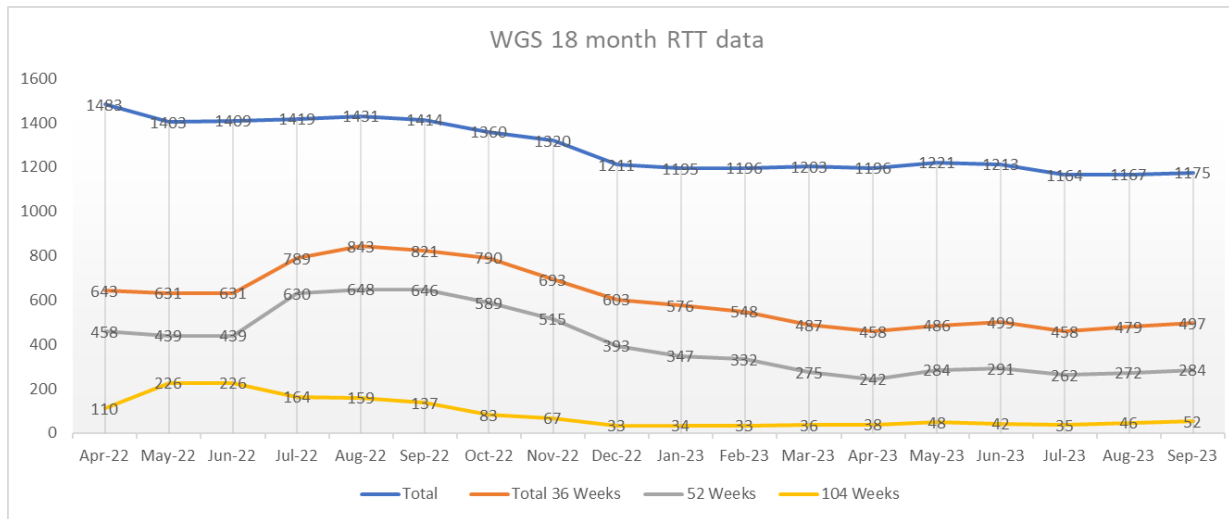
Total: 1185  
 Gender services: 990  
 Psychology: 61  
 Endocrine: 134

Current wait for initial gender appointment:  
**thirteen months**





All Waiters: **1175** (Sept 22 - 1414)  
 > 36 weeks: **497** (Sept 22 - 821)  
 > 52 weeks: **284** (Sept 22 - 458)  
 > 104 weeks: **52** (Sept 22 - 137)



## Referral Trends

Sept 21-August 22  
Average 81 per month

Sept 22 – August 23  
Average 97 per month

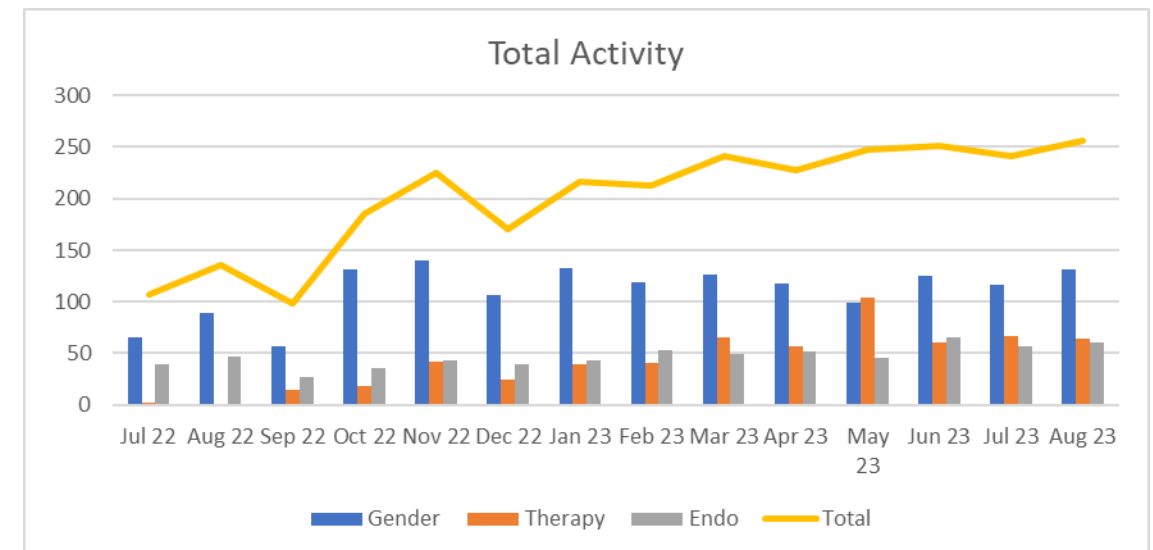
Year on year increase: 19.6%

6 month average:  
**98 referrals per month**

## Waiting Lists

Total: 1175  
 Gender services: 999  
 Psychology: 52  
 Endocrine: 124

Current wait for initial  
 gender appointment:  
**>14 months**



Patients who are transferred in have their original referral dates honoured and this accounts for the majority of 52+ waiters.

Anyone who has waited longer than fifteen months already will be given the next available appointment.

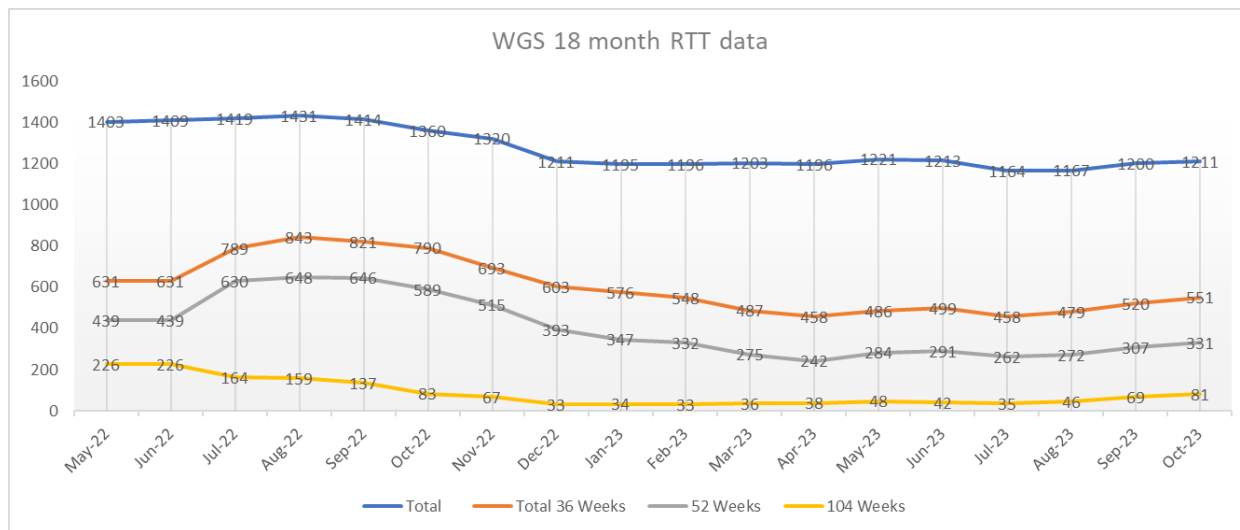
# Welsh Gender Service



GIG  
CYMRU  
NHS  
WALES

Specialised Medicine  
Cystic Fibrosis  
Dermatology  
Gastroenterology  
Rheumatology  
Welsh Gender Service

	Aug 23	Sept 23	Oct 23	Oct 22
All Waiters:	1167	1200	<b>1211</b>	1360
> 36 weeks:	479	520	<b>551</b>	790
> 52 weeks:	272	307	<b>331</b>	589
> 104 weeks:	46	69	<b>81</b>	83



## Waiting Lists

Total: 1211  
Gender services: 1060  
Psychology: 45  
Endocrine: 106

Current wait for initial gender appointment:  
**>14 months**

## Referral Trends

Oct 21 - Sept 22  
Average 82 per month

Oct 22 - Sept 23  
Average 98 per month

Year on year increase: 19.25%

6 month average:  
**91 referrals per month**

- Increase in CYP (68 in next 10 months)
- Increase in transfers of care

- Follow-up cycle
- ?University choices

